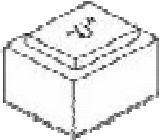








PCB transformatoren in behuizing

	type kern	vermogen	afmetingen	Pins	Pins	gewicht	behuizing
		[VA]	w x l x h [mm]	No.	r x s [mm]	[kg]	Type
	EI 30/5.5	0.6	32 x 27 x 15.2	10	20 x 5	0.045	0
	EI 30/10.5	1.8	32 x 27 x 21.8	10	20 x 5	0.070	0
	EI 30/12.5	2.3	32 x 27 x 23.8	10	20 x 5	0.080	0, K, L
	EI 30/15.5	2.6	32 x 27 x 26.8	10	20 x 5	0.100	0, K, L
	EI 30/18.0	3.0	32 x 27 x 29.5	10	20 x 5	0.110	0, K, L
	EI 30/23.0	3.2	32 x 27 x 34.0	10	20 x 5	0.135	0, K, L
	EI 38/7.5	1.8	40.5 x 35 x 22.5	10	20 x 5	0.100	0, K, L, SV
	EI 38/13.5	4.0	40.5 x 35 x 28.8	10	20 x 5	0.150	0, K, L, SV
	EI 38/16.5	4.5	40.5 x 35 x 30.8	10	20 x 5	0.250	0, K, L, SV
	EI 42/8.5	3.0	44 x 37 x 26.2	12	25 x 5	0.120	0, K, L, SV
	EI 42/14.5	5.5	44 x 37 x 32.3	12	25 x 5	0.200	0, K, L, SV
	EI 42/20.0	6.5	44 x 37 x 38.0	12	25 x 5	0.250	0, K, L, SV
	EI 48/12.5	7	50.5 x 44 x 30.2	12	27.5 x 5	0.250	0, K, L, SV
	EI 48/16.8	10	50.5 x 44 x 34.6	12	27.5 x 5	0.300	0, K, L, SV
	EI 48/20.5	12	50.5 x 44 x 38.5	12	27.5 x 5	0.350	0, K, L, SV
	EI 48/25.5	15	50.5 x 44 x 43.5	12	27.5 x 5	0.450	0, K, L, SV
	EI 54/14.0	12	57 x 48 x 33.7	14	30 x 5	0.350	0, K, KK, SV
	EI 54/18.8	16	57 x 48 x 38.8	14	30 x 5	0.400	0, K, KK, SV
	EI 54/23.0	20	57 x 48 x 43.2	14	30 x 5	0.500	0, K, KK, SV
	EI 54/25.5	22	57 x 48 x 47.4	14	30 x 5	0.550	0, K, KK, SV
	EI 60/16.0	17	63.5 x 54 x 40.5	14	32.5 x 5	0.450	0, KK, SV
	EI 60/21.0	20	63.5 x 54 x 44.7	14	32.5 x 5	0.600	0, KK, SV
	EI 60/25.5	28	63.5 x 54 x 49.2	14	32.5 x 5	0.700	0, KK, SV
	EI 60/30.5	30	63.5 x 54 x 54.2	14	32.5 x 5	0.800	0, KK, SV
	EI 60/35.0	35	63.5 x 54 x 57.3	14	32.5 x 5	0.900	0, KK, SV
	EI 66/12.0	17	70 x 61 x 38.5	14	35 x 5	0.500	0, KK, SV
	EI 66/18.0	25	70 x 61 x 44.5	14	35 x 5	0.700	0, KK, SV
	EI 66/23.0	33	70 x 61 x 48.5	14	35 x 5	0.800	0, KK, SV
	EI 66/30.0	44	70 x 61 x 55.8	14	35 x 5	0.950	0, KK, SV
	EI 66/34.8	47	70 x 61 x 60.2	14	35 x 5	1.00	0, KK, SV
	EI 66/40.0	50	70 x 61 x 66.5	14	35 x 5	1.20	0, KK, SV
	EI 78/27.5	50	83 x 70 x 59	18	42,5 x 5	1.25	0, KK, SV
	EI 78/36.5	60	83 x 70 x 68	18	42,5 x 5	1.50	0, KK, SV
	EI 78/40.5	70	83 x 70 x 72	18	42,5 x 5	1.70	0, KK, SV
	EI 84/29.5	75	89 x 76 x 63	20	45 x 5	1.60	KK, SV
	EI 84/43.5	100	89 x 76 x 76.5	20	45 x 5	2.10	KK, SV
	EI 96/35.7	130	101 x 86 x 74.6	24	57.5 x 5	2.60	KK, SV
	EI 96/45.5	160	101 x 86 x 84.4	24	57.5 x 5	3.80	KK, SV
	EI 96/59.5	200	101 x 86 x 98.4	24	57.5 x 5	4.60	KK, SV